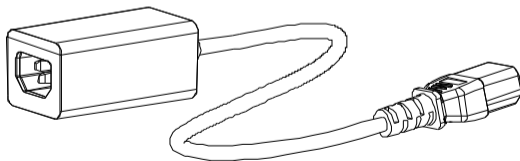
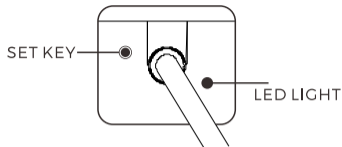
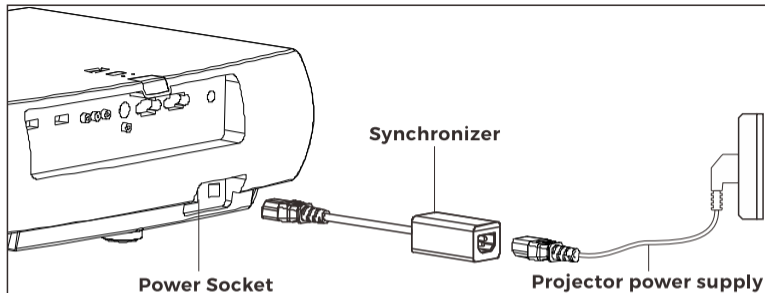


SCREEN PRO

Synchronization Trigger

USER MANUAL





Effective distance: 20m

Power supply: 90-240v

Electriccurrent : 20A

Frequency: 868Mhz

Pairing:

Turn on the projector and wait for the projected image to appear. Then, within 20 seconds after powering on the screen, press and hold the synchronizer Learn key until the screen surface runs up and down.

Press and hold the synchronizer Learn key until the indicator light changes and the process is completed.



cn.